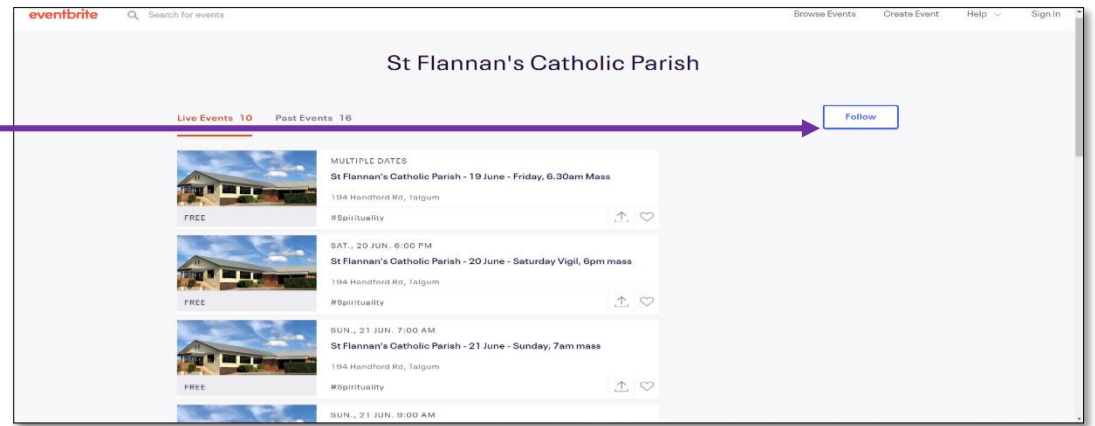


# TO SIGN UP AND BOOK A MASS, click or go to: [eventbrite.com.au](https://www.eventbrite.com.au)

1. Once on the site, sign up using your email address and your personal details.

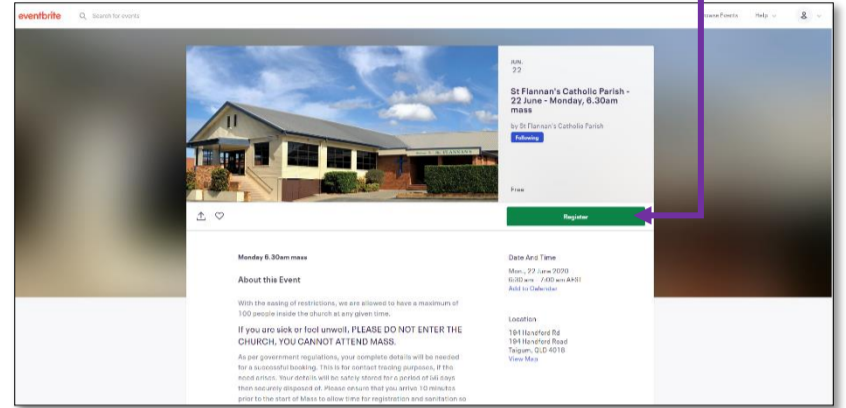
2. Go to <https://www.eventbrite.com.au/o/st-flannans-catholic-parish-30348891482>

3. Once on the Eventbrite page, Click **Follow** then click OK

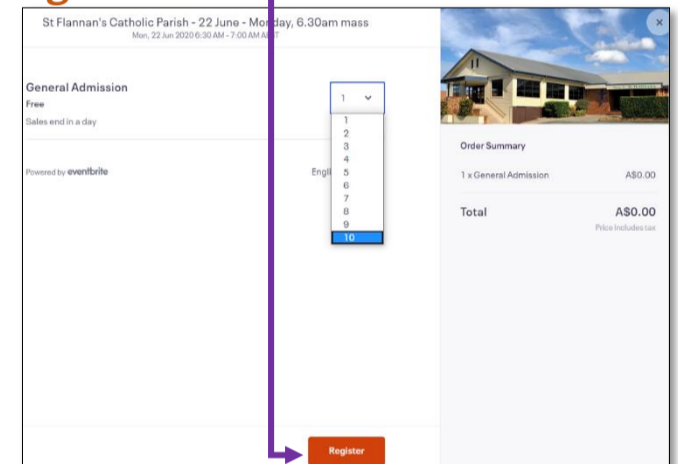


4. Listed on that page are all the masses (bookings are open from Tuesdays 8am until 12nn on a Friday for next week's masses)

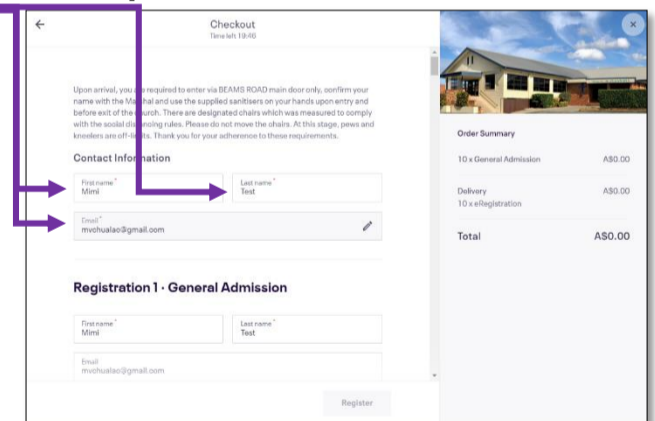
5. Click on the mass you wish to attend. Images are for booking a Monday 6.30am mass for 10 people. Click **Register**



6. You can choose to book for up to 10 people at a time, provided seats are available. Click **Register**




7. Enter all the information required. For a successful booking, all the fields with \* have to be completed.



8. When you have completed all the required fields, the **Register** button will change from grey to orange. Click **Register**

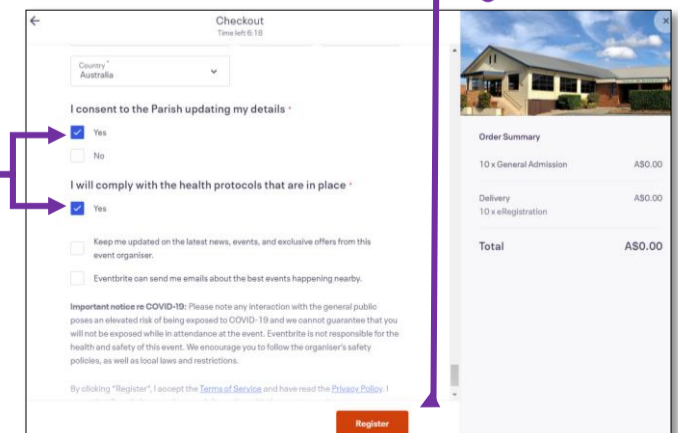
### Note:



Greyed out register button means you have missed filling out a required field. Review from top to bottom, making sure you have also ticked the required boxes (parish update and health protocol boxes, you can tick no to parish updating your records).



When it turns orange, you can now click on that to register.



9. Congratulations! You have successfully booked 10 people for the Monday 6.30am mass

